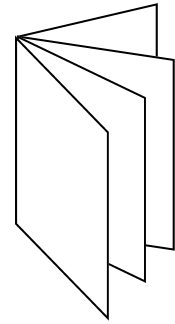
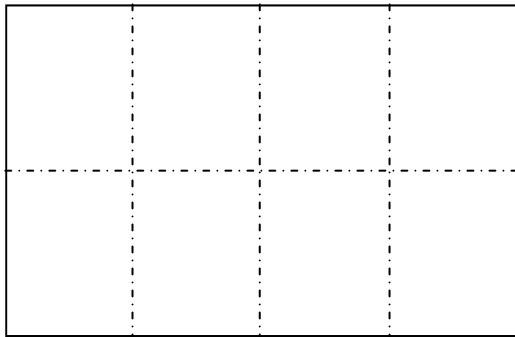


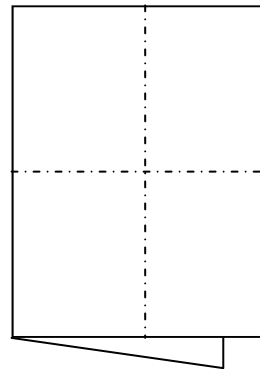
Creating a book



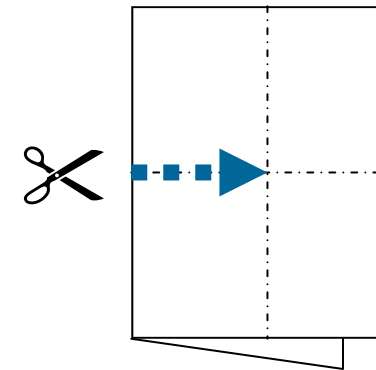
1. Fold paper into eighths.



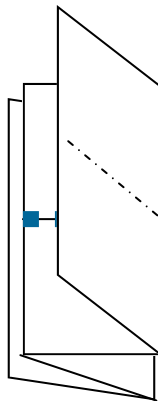
2. Unfold and then fold into half again.



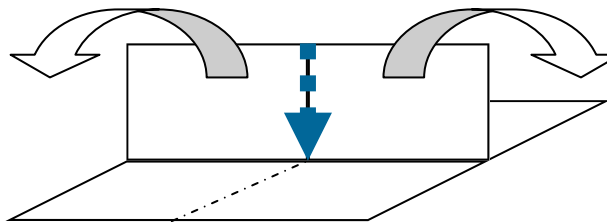
3. From the folded edge cut along the creased line where shown (to where the creases intersect)



4. Using the top page, fold back the right most half over the left most half. Now fold back the lower sheet in the same way.



5. Grip, just the folded and cut edge and fold away 180° to separate the cut edge.



6. Now fold two adjacent flaps away from each other and fold into a book

